

DESIGN.

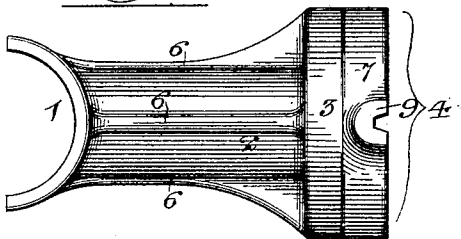
No. 35,483.

Patented Dec. 24, 1901.

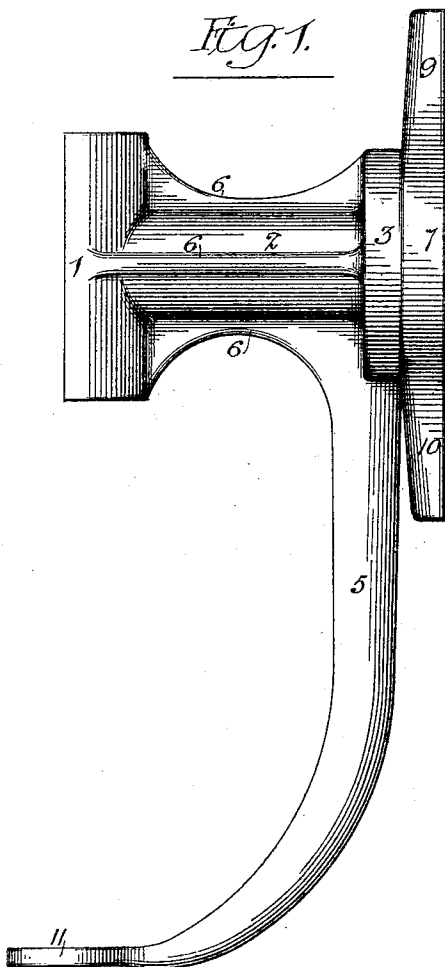
L. SHALLCROSS.  
CROSSCUT SAW HANDLE MEMBER.

(Application filed Nov. 8, 1901.)

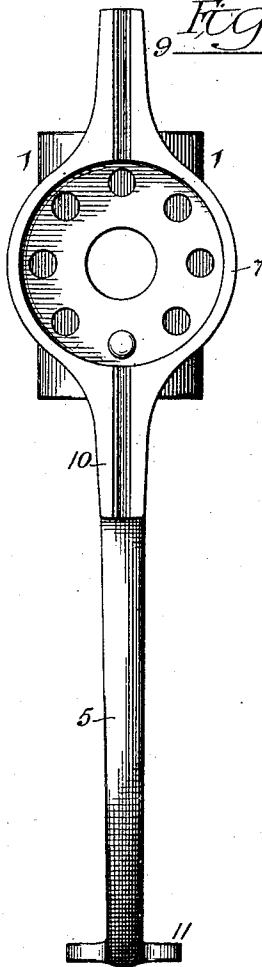
*Fig. 3.*



*Fig. 1.*



*Fig. 2.*



Witnesses:-

*Louis M. Whitehead.*  
*Herman C. Metcalf.*

Inventor:-

*Leonard Shallcross*  
*by his Attorneys;*  
*Howson & Howson*

# UNITED STATES PATENT OFFICE.

LEONARD SHALLCROSS, OF PHILADELPHIA, PENNSYLVANIA, ASSIGNOR TO  
HENRY DISSTON & SONS, INCORPORATED, OF PHILADELPHIA, PENNSYLVANIA, A CORPORATION OF PENNSYLVANIA.

## DESIGN FOR A CROSSCUT-SAW-HANDLE MEMBER.

SPECIFICATION forming part of Design No. 35,483, dated December 24, 1901.

Application filed November 8, 1901. Serial No. 81,627. Term of patent 14 years.

*To all whom it may concern:*

Be it known that I, LEONARD SHALLCROSS, a citizen of the United States, residing in Philadelphia, Pennsylvania, have invented and produced a new and original Design for a Crosscut-Saw-Handle Member, of which the following is a specification.

My design is fully shown in the accompanying drawings, in which—

Figure 1 represents a side view of the handle member; Fig. 2, a front view of the same, and Fig. 3 a top view.

The design comprises a handle member having the clamp-section 1, the projecting post 2, with boss 3 at the outer end of the same, the elongated blade-receiver 4, and the depending guard 5. The clamp-section 1 is semi-cylindrical in form, and the projecting post 2 is cylindrical and has projecting ribs 6 at the top, bottom, and sides. The elongated blade-receiver 4 has a central circular portion 7,

with an upwardly-extending grooved leg 9 and a downwardly-extending grooved leg 10. The guard 5 extends downwardly from the boss 3 and the lower rib 6 of the post 2 and is curved outwardly at the bottom and terminates in the bottom plate 11 of the handle member.

Having thus described my invention, I claim and desire to secure by Letters Patent—

The design for a crosscut-saw-handle member, substantially as described and as shown in the accompanying drawings.

In testimony whereof I have signed my name to this specification in the presence of two subscribing witnesses.

LEONARD SHALLCROSS.

Witnesses:

E. B. ROBERTS,  
CHARLES Q. MACDONOUGH.